



CASTLECREEK™
The Way You Live

Congratulations on your CASTLECREEK™ purchase.

Smart style, long-lasting durability and unsurpassed value,
that's what you get with CASTLECREEK. Comfort for home and
outdoors, since 1977, backed by the strongest satisfaction guarantee in the business.

Item # 231571-000-000, Umbrella Base










For assistance with your CASTLECREEK™ product, please contact the Sportsman's
Guide customer service at 1-800-888-5222 7am-7pm CST Mon-Fri or e-mail us at:
custserv@sportsmansguide.com.

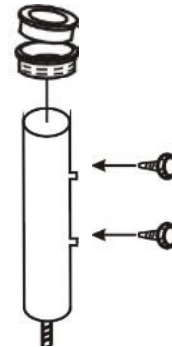


www.SportsmansGuide.com

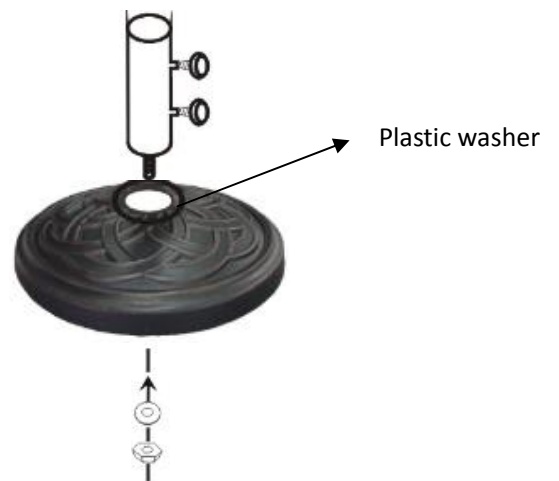
PART LIST

1 PCS Base	
1 PCS Metal Tube	
2 PCS Plastic Cap	
1PCS Nut for Tube	
2 PCS Bolt with Plastic handle	
1 PCS Washer	
1 PCS Plastic washer	

Step 1. Attach 2 bolts and 1 plastic cap on to the metal tube



Step 2. Attach metal tube through to base tight with nut and washer and tightened them



Step 3. Turn over umbrella base and now it is ready for use

Note:

A) UMBRELLA BASE CAN SUITABLE FOR AN UP TO 38 MM OR 48 MM DIAMETER POLE

B) USE ONE FLAT GROUND ONLY

C) DO NOT OVER TIGHTEN THE BOLT ONTO THE UMBRELLA POLE

