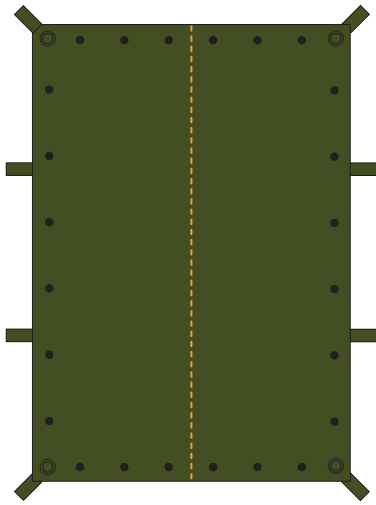


# STASHA

## SET UP INSTRUCTIONS

### WARNING:

KEEP ALL FLAME AND HEAT SOURCES AWAY FROM THIS TENT FABRIC. THIS TENT MEETS THE FLAMMABILITY REQUIREMENTS OF CPAI-84. THE FABRIC MAY BURN IF LEFT IN CONTINUOUS CONTACT WITH ANY FLAME SOURCE. THE APPLICATION OF ANY FOREIGN SUBSTANCE TO THE TENT FABRIC MAY RENDER THE FLAME-RESISTANT PROPERTIES INEFFECTIVE.



The **Snugpak®** Stasha improves on the concept of the original British Military Basha and is the compact and lightweight alternative to the **Snugpak** All Weather Shelter. The Stasha is a traditional rectangular design (**2.44m/8ft x 1.63m/5ft**). As the name implies, the shelter packs down small to be stashed almost anywhere, and can even fit in pocket! Made with 100% waterproof, lightweight polyester, weighing just 370g, this is the ideal compliment to wild camps and fast and light activities in warmer months of the year when you don't want to be weighed down by bulky kit ; it is designed for Bushcraft, Wild Camping, Adventure Races, Group Activities, Military and Cadet Use. It is the perfect compliment to any outdoor pack, and will provide versatile protection from all weather elements an emergency, if required.

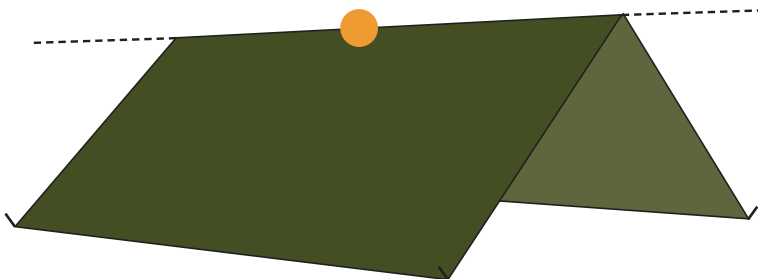
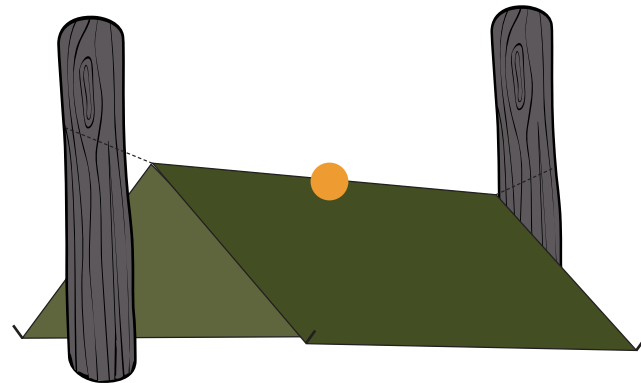
Designed by experienced military veterans, the **Snugpak®** Stasha can provide you with protection from Sun, Wind, Rain and Snow all year round, if required , but is ideally suited to fast and light ventures in warmer months. Using a standard bash rectangular design, the Stasha can be configured as a Fly, Tarp, Lean-to Shelter, Emergency Bivvi, as well as other free standing shelter designs, making it the perfect choice for Wild Camping, or as an emergency shelter for individuals; it can also be utilised as an emergency stretcher if necessary.

### FLY TARP

#### RIDGE LINE LENGTH

**8ft (2.44m)**

Across the long side

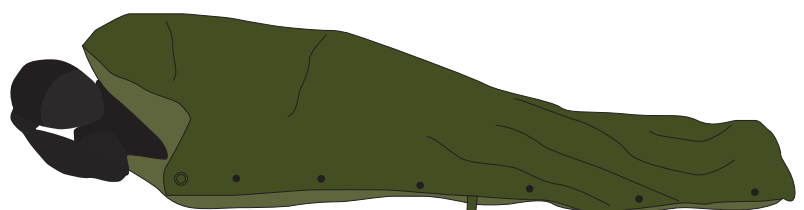
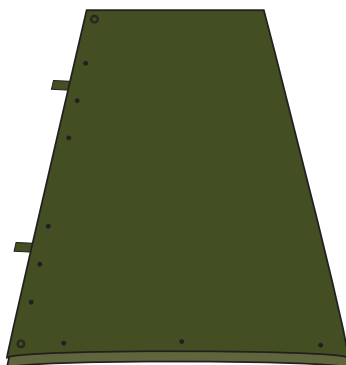
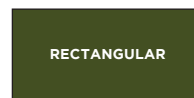


This pitch provides an asymmetric shelter for more equalised storm protection when the wind is variable.

Find two trees that have enough room between them to pitch your tarp and choose what height you would like it.

Work the paracord line around the trees to slide the tarp left or right to position it over your camp or hammock, then attach pegs to each corner of your tarp and peg them out. **(Ridgeline paracord and pegs not included)**

### EMERGENCY BIVVY



Great for emergency situations and ambitious fast-and-light adventures, weigh almost nothing you can fit them in your pocket.

Fold the Stasha over at the long edge to create an emergency bivvy. Clip the press studs together. Big enough for one person.